

Experience Ratings

Net Promoter Score ⓘ 84 Responses

81.0

Net Promoter Score Breakdown 84 Responses

Category	Percentage
Promoter	85%
Passive	12%
Detractor	4%

What is the primary reason for your rating? (NPS) ⓘ 28 Responses

NPS Follow up

8 Passive • [June 30, 2021 12:34 PM](#) ...

This museum includes main feature of this region.

10 Promoter • [June 25, 2021 1:22 PM](#) ...

Relevance for current world events

Overall Experience Rating 84 Responses

Category	Percentage
Good	4%
Excellent	44%
Outstanding	52%

Legend: ■ Good ■ Excellent ■ Outstanding

What is the primary reason for your rating? (OER) ⓘ 30 Responses

OER Follow up

Outstanding • [June 30, 2021 1:57 PM](#) ...

We love Art in general We're happy to see whatever is here However the current exhibition is wonderfully timely

Excellent • [June 30, 2021 1:26 PM](#) ...

The collection exceeded my expectations. I was impressed with the variety of works displayed. The Braddock print an Peale of Washington

Open Comments - Is There Anything Else You Would Like to Add? 17 Responses

Header: NPS Category; Secondary Label: OER Answer

Passive
Excellent • [June 30, 2021 1:44 PM](#)

Very much enjoyed my visit

Promoter
Excellent • [June 30, 2021 1:26 PM](#)

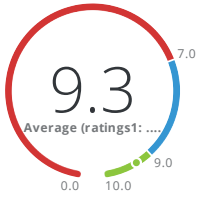
A very good experience!

Passive
Excellent • [June 30, 2021 12:34 PM](#)

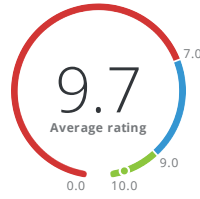
Overall visit experience is good.

Promoter
Excellent • [June 23, 2021 1:10 PM](#)

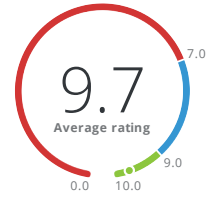
Educational Quality 81 Responses



Value for the Cost 80 Responses



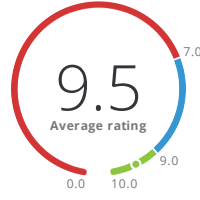
Staff Helpfulness 84 Responses



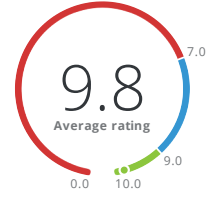
Restaurant Experience 0 Responses

No data found - your filters may be too exclusive!

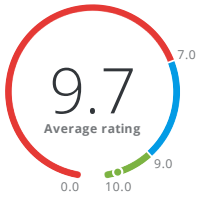
Museum Store Experience 73 Responses



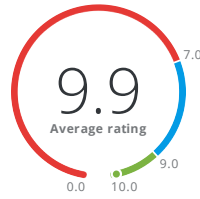
Restroom Cleanliness 54 Responses



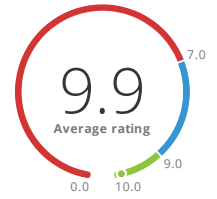
Wayfinding 81 Responses



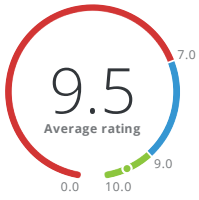
Felt Welcomed 81 Responses



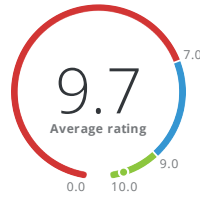
Museum's COVID-19 Precautions 82 Responses



Saw Art I Had Not Seen Before 81 Responses




Easy wayfinding 81 Responses

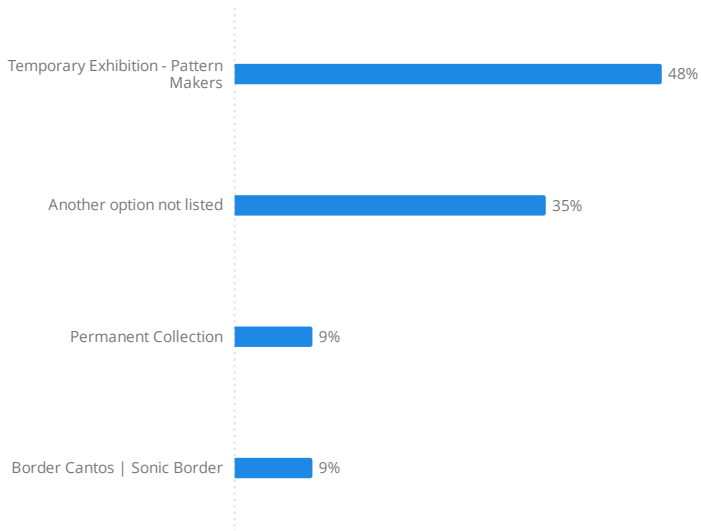


Motivations and Visitation

Why did they visit? 84 Responses



Which exhibit, program, or show did they come to see? (If that motivation was selected) **i** 23 Responses



Which exhibit, program, or show did they come to see? (If that motivation was selected) **i** 4 Responses

Another option not listed:

Everett Warner winter landscape

3rd Floor Works & Prints on Paper

Sonic Borders

I wanted to do art


No more results to show

What do they do during their visit? 84 Responses

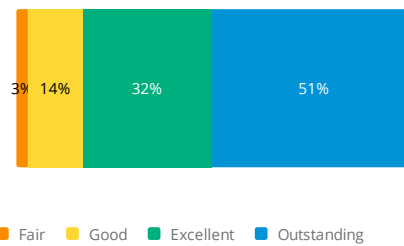


Temporary Exhibitions - Most Recent

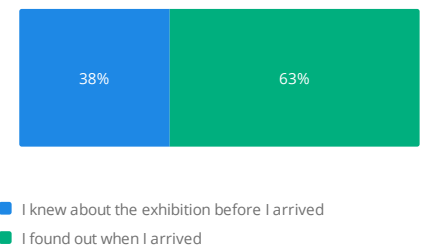
Border Cantos Visitation 84 Responses **▼** 1



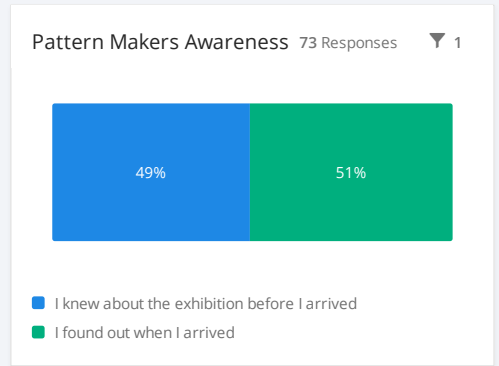
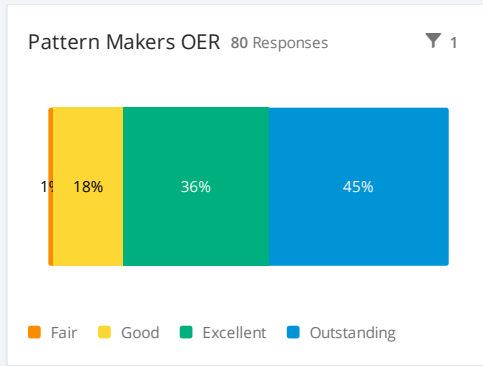
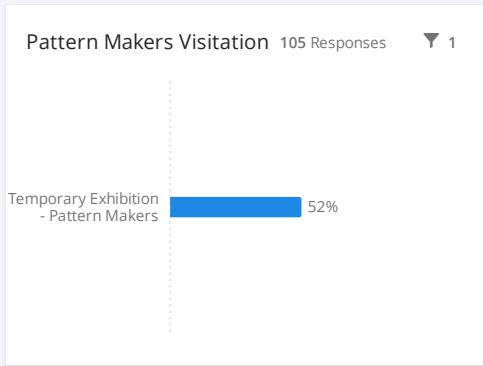
Border Cantos OER 72 Responses **▼** 1



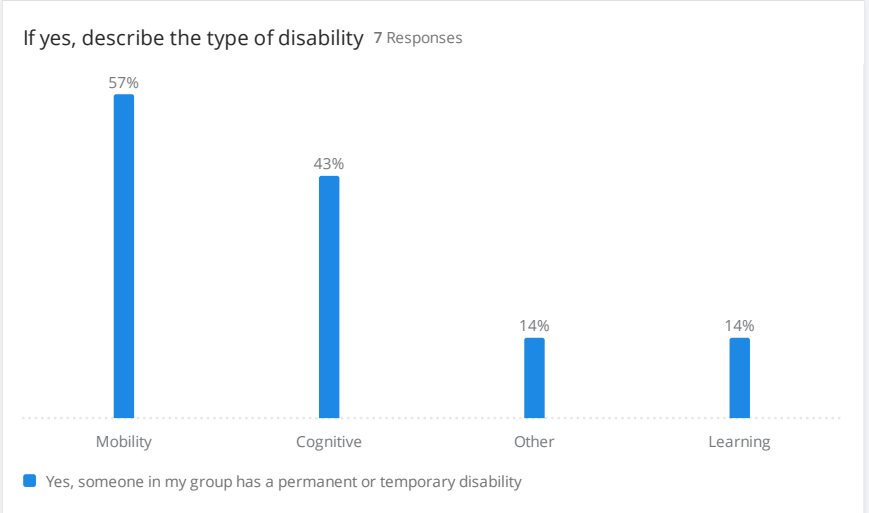
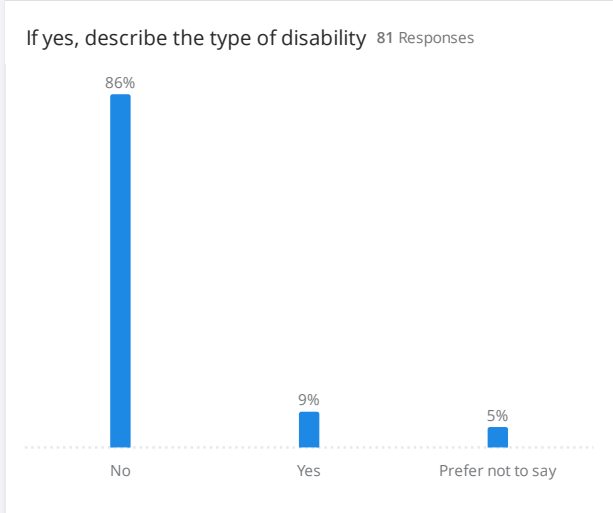
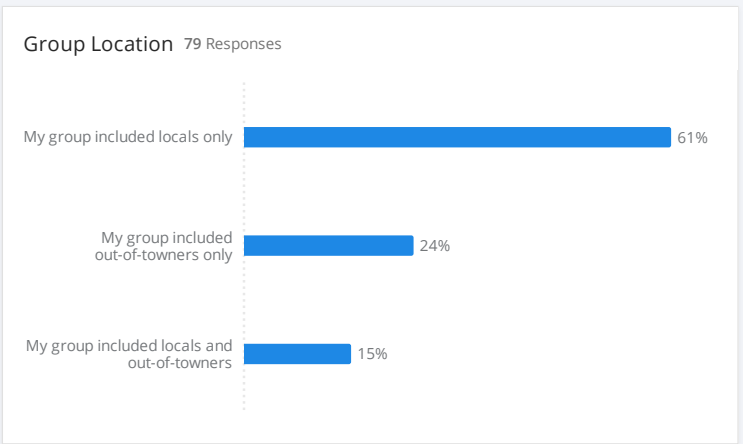
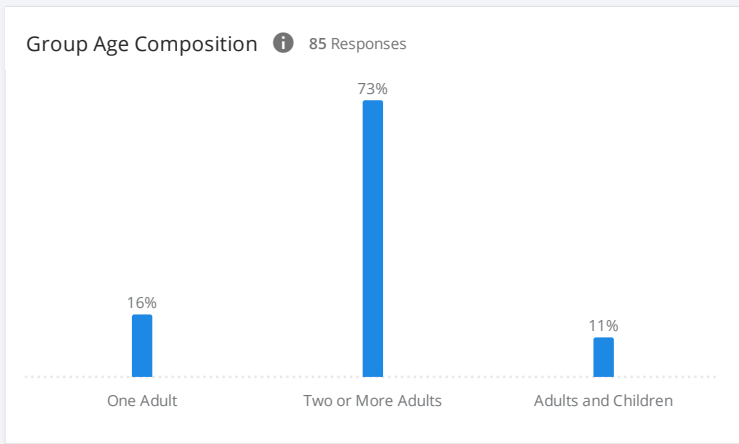
Border Cantos Awareness 72 Responses **▼** 1



Temporary Exhibitions - Past



Visitor Group Information and Demographics

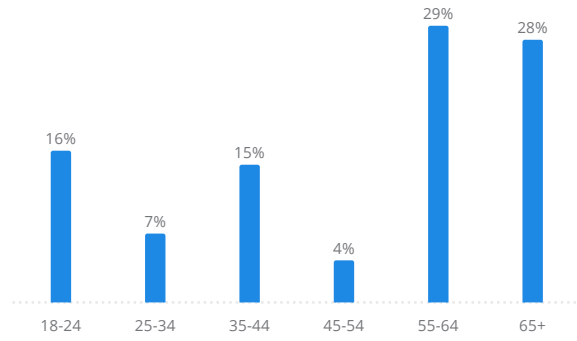


Respondent Information and Demographics

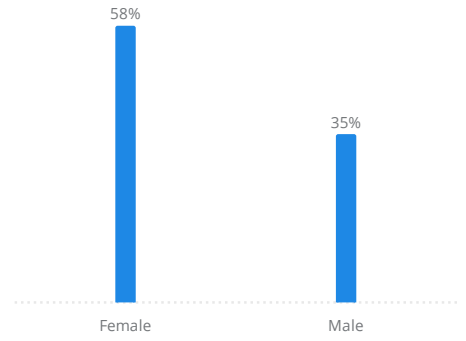
Average Respondent Age 68 Responses

51.0

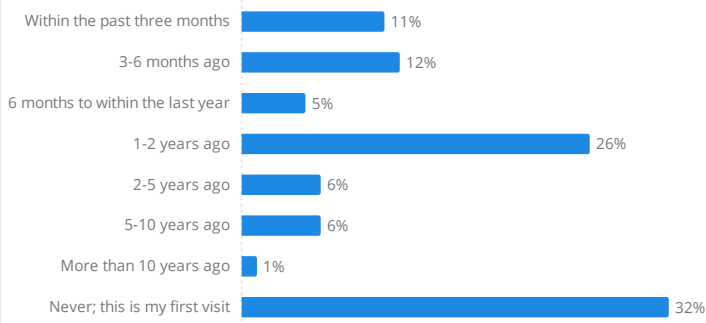
Respondent Age 68 Responses



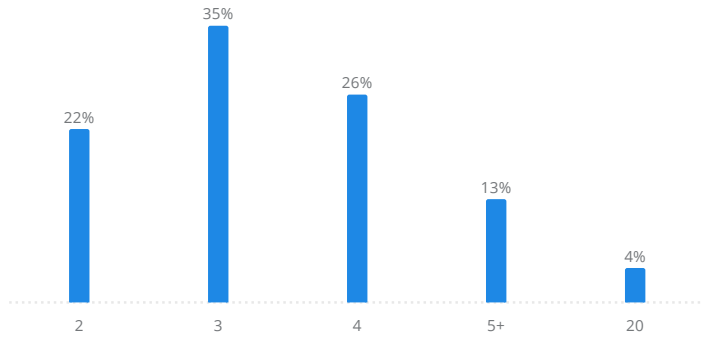
Respondent Gender 79 Responses




Date of Last Visit 84 Responses



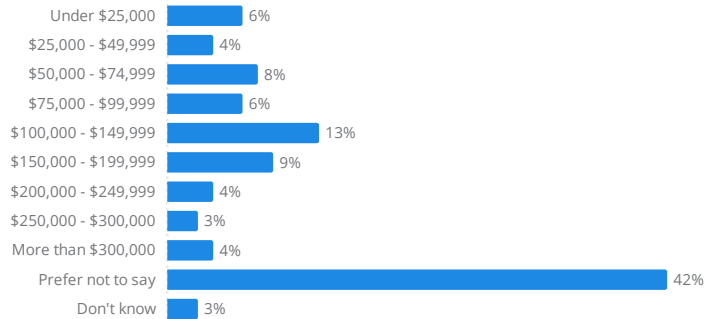
Number of Visits in Past 12 Months 23 Responses



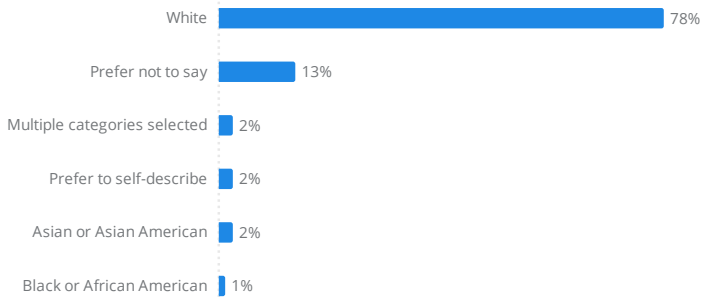
Membership 82 Responses



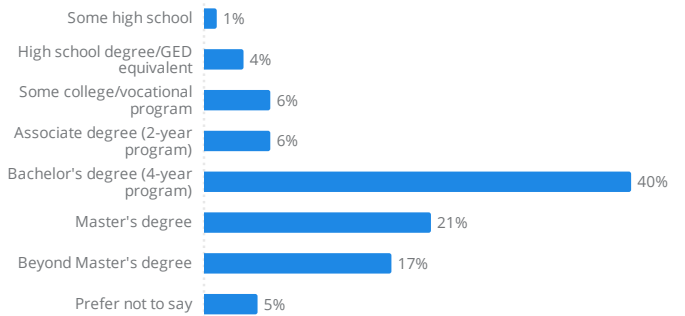
Household Income of Respondent 79 Responses



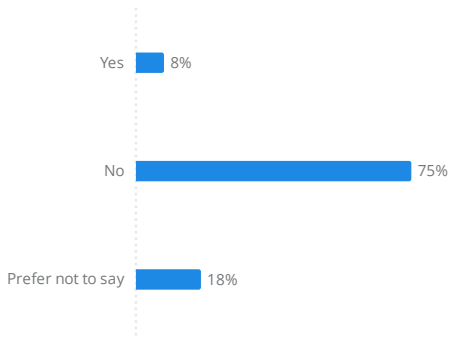
Race/Ethnicity of Respondent 82 Responses



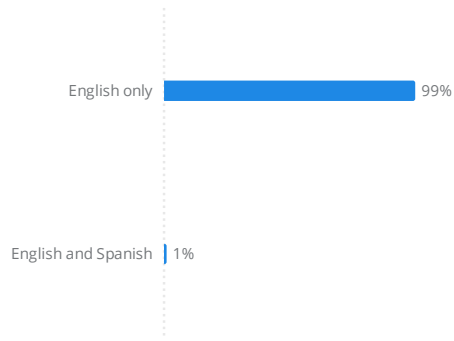
Education Level of Respondent 81 Responses



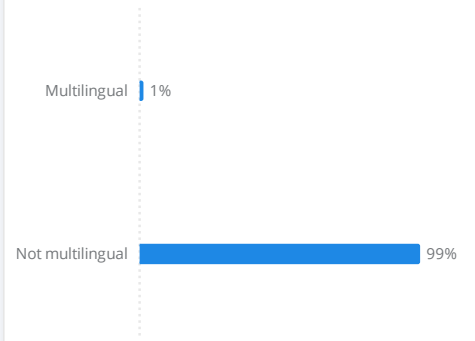
LGBT Identification 79 Responses



Languages Spoken 81 Responses

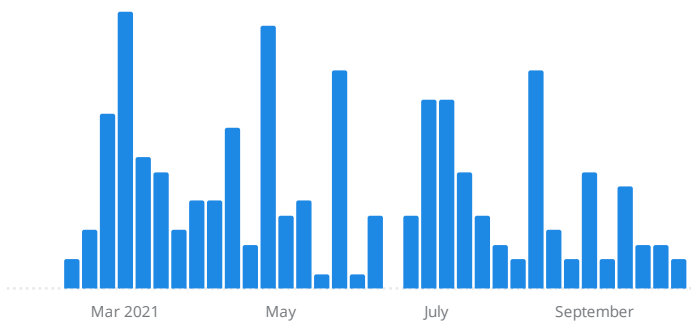


Multilingual Respondents 81 Responses



Institutional Data Summary

Weekly Survey Responses - by Start Date of Week 230 Responses



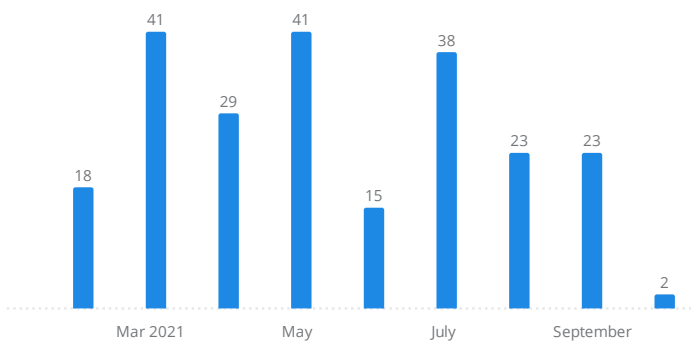
Average Survey Duration Over Last 90 Days (in minutes)

6.67

Total Responses

85

Survey Responses by Month, 2021 230 Responses



Survey Completion Method 85 Responses

